





Year 1/2 Curriculum overview -What will my child be learning?

Term 1	Term 2	Term 3	Term 4	Term 5	Term 6
Animal picnic & Black History Month	Woodland Adventure	Litter detectives	Off to Africa – Serrekunda The Gambia	Black Rock’s Tower	Moving toys
Science: Children name and describe a variety of animals that live in woodland areas. They recognise omnivores, herbivores and carnivores. Children consider changes in different seasons and how seasons effect the weather.	Science: Children learn to name and identify a range of minibeasts. They conduct experiments to find out what the animals eat and where they live (habitats). Children name common plants and trees found in this habitat.	Geography: Children use fieldwork skills to find out about Fishponds. They use maps and photos to explore the buildings and layout of the local area. Children consider how people impact their local area through the topic of litter.	Geography: Children name and locate the continents around the world including Africa. They compare life in Bristol to life in Serrekunda in The Gambia. Children use photographs, maps and images to find out more about Serrekunda.	Science: Children look at a variety of materials. They name materials including paper, wood, metal and fabric. The children look at some of the properties of each material and decide which material is best for building their ladder.	History: Children focus on looking at toys that children have played with over time and how these are similar or different to today’s toys. Children look at changes in recent History
Design & technology (food): Children sort foods into groups and name foods. They follow recipes to create healthy snacks for a picnic. Children use a tools including graters, knives and zesters.	Art: Children use painting and collage to create minibeast pictures for an art exhibition. They explore colour mixing and using a variety of materials to collage images.	PSHE: Children consider the impact people have on our world. They find out about recycling and litter on our local streets. Children consider ways to improve the local areas.	Art: Children find out about artist Edward Tingatinga and use printing and painting to create artwork in the same style.	Design and Technology: Children design and make a structure. They use their experience of looking at different materials to design and build a ladder for Rapunzel.	Design and Technology: Children design and make a moving toy. They use their experience of looking at past and current toys to explore mechanisms and how things move.
Design & technology (textiles): Children use weaving techniques to create mats and baskets	Geography: Children name features of the local area including forest, river, soil, valley. They use fieldwork to find out about a local area of woodland.	Art: Children use sketching skills to create posters linked to improving the local area. Children consider adding detail to their line drawings.	Music: Children learn about call and response songs and rhythms. They listen to and create African drumming rhythms	Art: Children use sketching skills to sketch different structures and towers.	Science: Children look at a variety of materials. They name different materials including paper, wood, metal and fabric. .
English text: 	English text: 	English text: 	English text: 	English text: 	English text: 
Music Focus South African	Christmas, Big Band, Motown	Rock	Reggae	Friendship songs	Western Classical Music
Religious Education Is it possible to be kind to everyone all of the time?	Why do Christians believe God gave Jesus to the world?	Who is God to Sikhs?	How important is it to Christians that Jesus came back to life after crucifixion?	How important is the Qur’an to Muslims?	Does taking part in Baisakhi help Sikh children feel a sense of belonging?
PSHE: Being Me in My World 'Who am I and how do I fit?'	PSHE: Celebrating Difference Respect for similarity and difference. Anti-bullying and being unique	PSHE: Dreams and Goals Aspirations, how to achieve goals and understanding the emotions that go with this	PSHE: Healthy Me Being and keeping safe and healthy	PSHE: Relationships Building positive, healthy relationships	PSHE: Changing Me Coping positively with change
PE: Key skills / team building	Gymnastics and apparatus	Dance and Yoga	Fitness and Invasion games	Ball skills	Athletics and Target games
Computing: Computing systems and networks	Creating media – Digital photography	Programming – Robot algorithms	Data and Information - Pictograms	Creating Media – Digital Music	Programming – Programming quizzes